



Art Clay Drying Chart

A Must Keep








Product Review

Projects

by
Aida x

The times below are the minimum recommended drying times by the manufacturer. The times are based on a test piece of 5gm. The hot air dryer used in the chart is 1200W, held 3-4cm from the piece.

If you added water to the piece when you made it, or it is larger than the test piece, extend the drying time. Drying your piece for longer won't hurt it, as long as you don't go over the temperature.

	Hot Air Dryer/Hot Plate	Dehydrator/Oven	Air Dry
 Art Clay Silver New Formula	15 minutes	10min, at 150°C (302°F)	24 hours
 Art Clay Silver Paste Type	10 minutes	10min, at 150°C (300°F)	24 hours
 Overlay Silver Paste	10 minutes	10min, at 100°C (212°F)	60 minutes
 Art Clay Silver Paper Type	No need to dry		
 Art Clay Copper Clay Type	20 minutes	15min, at 150°C (300°F)	24 hours
 Art Clay Gold Clay Type	15 minutes	10min, at 150°C (302°F)	24 hours
 Art Clay Gold Paste Type	(Undiluted) - 5min	Not recommended	(Undiluted) - 15min
	(Diluted) - Depends on amount of medium		(Diluted) - Not recommended